

General Description

The Sanrise SRT03N023H uses advanced split gate trench technology. It has extremely low on resistance, low gate charge and fast switching time. This device is ideal for Motor driver, BMS, DC-DC converter and power management.

The SRT03N023H break down voltage is 30V and it has a high rugged avalanche characteristic. The SRT03N023H is available in PDFN5*6 package.

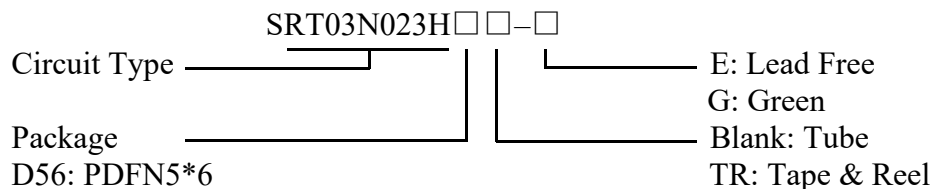
Features

- Ultra Low $R_{DS(ON)} = 1.83m\Omega @ V_{GS} = 10V$.
- Ultra Low Gate Charge, $Q_g=38.7nC$ typ.
- Fast switching capability
- Robust design with better EAS performance

Application

- Server / Telecom
- High Power Supply, such as DCDC converter
- Motor Driver, such as E-Tools
- BMS

Ordering Information



Package	Part Number	Marking ID	Packing Type
PDFN5*6	SRT03N023HD56TR-G	SRT03N023HD56G	Tape & Reel

Symbol

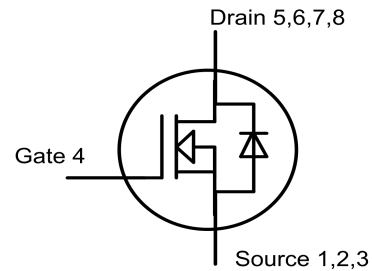



Figure 1 Symbol of SRT03N023H

Package Type



PDFN5*6

Figure 2 Package Types of SRT03N023H

2.3mΩ, 30V, N-Channel Power MOSFET
SRT03N023H
Absolute Maximum Ratings

Parameter		Symbol	Rating	Unit
Drain-Source Voltage		V_{DSS}	30	V
Gate-Source Voltage		V_{GSS}	±20	V
Continuous Drain Current	$T_C=25^{\circ}C$	I_D	116	A
	$T_C=100^{\circ}C$		73	
Pulsed Drain Current (Note 2)		I_{DM}	464	A
Power Dissipation ($T_C = 25^{\circ}C$)		P_D	67	W
Avalanche Destructive Energy, Single Pulse (Note 4)		E_{AS_Limit}	225	mJ
Avalanche Energy, Single Pulse (Note 3)		E_{AS}	25	mJ
Avalanche Current, Repetitive (Note 2)		I_{AR}	20.0	A
Operating Junction Temperature		T_J	150	°C
Storage Temperature		T_{STG}	-55 to 150	°C
Lead Temperature (Soldering, 10 sec)		T_{LEAD}	260	°C

Note:

- Absolute maximum ratings are those values beyond which the device could be permanently damaged. Absolute maximum ratings are stress ratings only and functional device operation is not implied.
- Repetitive Rating: Pulse width limited by maximum junction temperature
- $I_{AS} = 10.0A$, $V_{DD} = 15V$, $R_G = 25\Omega$, Starting $T_J = 25^{\circ}C$
- $I_{AS_Limit} = 30.0A$, $V_{DD} = 15V$, $R_G = 25\Omega$, Starting $T_J = 25^{\circ}C$

Thermal Characteristics

Parameter		Symbol	Min	Typ	Max	Unit
Thermal Resistance, Junction-to-Case	PDFN5*6	R_{thJC}			1.85	°C/W

2.3mΩ, 30V, N-Channel Power MOSFET
SRT03N023H
Electrical Characteristics
 $T_J = 25^\circ\text{C}$, unless otherwise specified.

Parameter	Symbol	Test Conditions	Min	Typ	Max	Unit
Statistic Characteristics						
Drain-Source Breakdown Voltage	BV_{DSS}	$V_{GS}=0V, I_D=250\mu A$	30			V
Zero Gate Voltage Drain Current	I_{DSS}	$V_{DS}=30V, V_{GS}=0V$			1	μA
Gate-Body Leakage Current	Forward	$I_{GSSF}, V_{GS}=20V, V_{DS}=0V$			100	nA
	Reverse	$I_{GSSR}, V_{GS}=-20V, V_{DS}=0V$			-100	
Gate Threshold Voltage	$V_{GS(TH)}$	$V_{DS}=V_{GS}, I_D=0.25mA$	2.0	3.0	4.0	V
Static Drain-Source On-Resistance	$R_{DS(ON)}$	$V_{GS}=10V, I_D=20A$		1.83	2.3	mΩ
Gate Resistance	R_G	f=1MHz, Open Drain		1.8		Ω
Dynamic Characteristics						
Input Capacitance	C_{ISS}	$V_{DS}=15V, V_{GS}=0V, f=1MHz$		2.9		nF
Output Capacitance	C_{OSS}			640		pF
Reverse Transfer Capacitance	C_{RSS}			144		pF
Turn-on Delay Time	$t_{d(on)}$	$V_{DD}=15V, I_D=20A, R_G=1.6\Omega, V_{GS}=10V$		11		ns
Rise Time	t_r			8		
Turn-off Delay Time	$t_{d(off)}$			46		
Fall Time	t_f			8		
Gate Charge Characteristics						
Gate to Source Charge	Q_{gs}	$V_{DD}=15V, I_D=20A, V_{GS}=0 \text{ to } 10V$		10.1		nC
Gate to Drain Charge	Q_{gd}			8.7		
Gate Charge Total	Q_g			38.7		
Gate Plateau Voltage	$V_{plateau}$			4.1		V
Reverse Diode Characteristics						
Drain-Source Diode Forward Voltage	V_{SD}	$V_{GS}=0V, I_{SD}=20A$		0.79	1.1	V
Reverse Recovery Time	t_{rr}	$V_R=15V, I_F=20A$		25		ns
Reverse Recovery Charge	Q_{rr}	dI _F /dt=100A/us		50		nC



TM

Sanrise Tech
尚阳通

Sanrise Technology Limited Company

<http://www.sanrise-tech.com>**IMPORTANT NOTICE**

Shenzhen Sanrise Technology Co., LTD. reserves the right to make changes without further notice to any products or specifications herein. Shenzhen Sanrise Technology Co., LTD. does not assume any responsibility for use of any its products for any particular purpose, nor does Shenzhen Sanrise Technology Co., LTD. assume any liability arising out of the application or use of any its products or circuits. Shenzhen Sanrise Technology Co., LTD. does not convey any license under its patent rights or other rights nor the rights of others.

Main Site:**- Headquarter**

Shenzhen Sanrise Technology Co., LTD.
A1206, Skyworth building, No. 008, gaoxinnan 1st Road,
Gaoxin District, Yuehai street,, Nanshan District, ShenZhen,
P.R.China
Tel: +86-755-22953335
Fax: +86-755-22916878

- Shanghai Office

Sanrise Technology Limited Company
Rm.401 Building B, No. 666, Zhangheng Road,
Zhangjiang Hi-Tech Park, Shanghai, P.R.China
Tel: +86-21-68825918